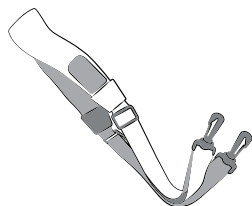


Part Index

*not to scale



A

(1) Shoulder Strap



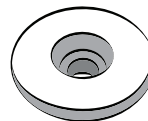
B

(2) Split Rings



C

(2) Swivel Adapters



D

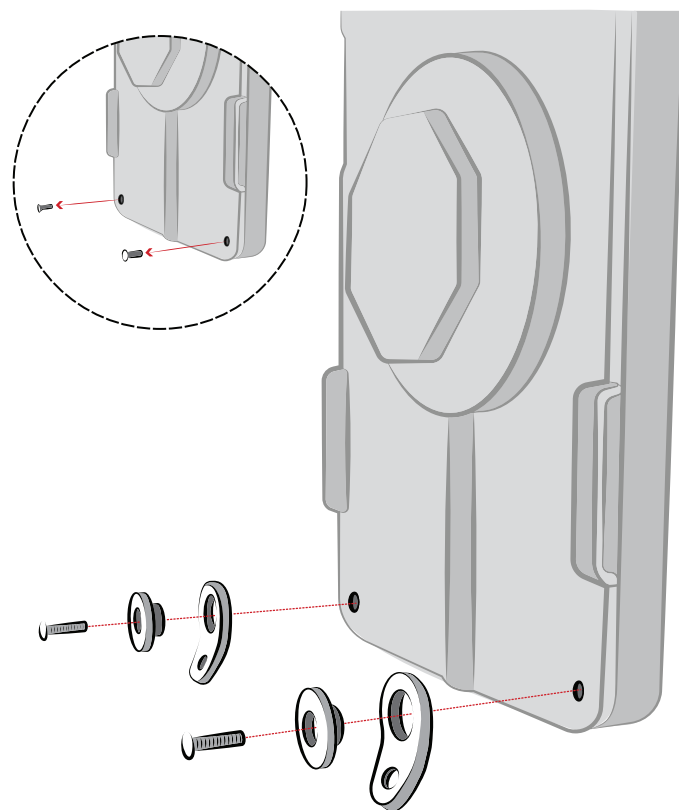
(2) Shoulder Washers



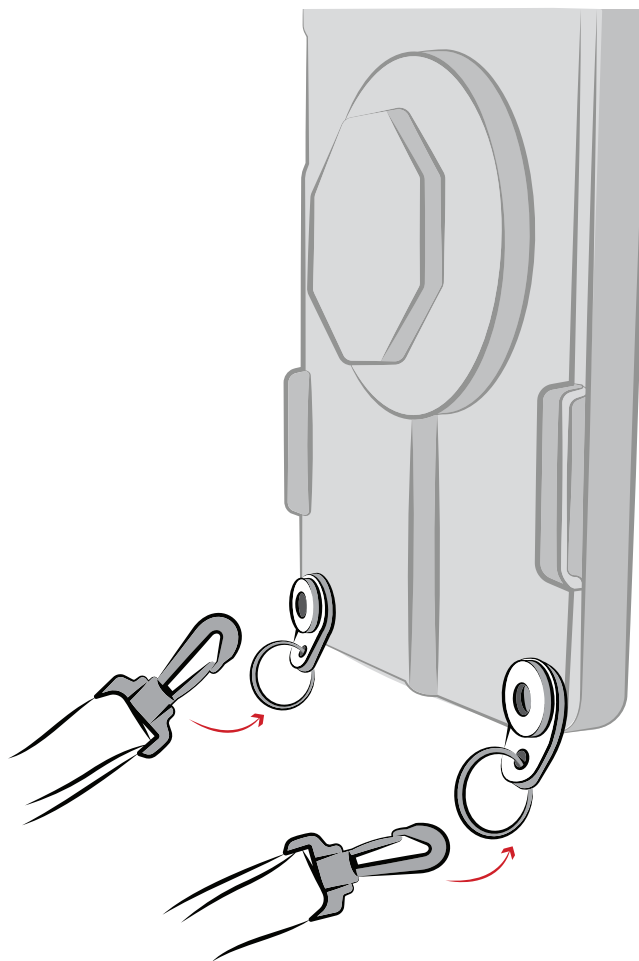
E

(2) #4-40 X 7/16" Screws

- 1** Remove back corner screws from the IntelliSkin® Thin-Case™, replace with **(C) Swivel Adapter**, **(D) Shoulder Washer**, and **(E) Screws** on each side. Avoid fully tightening to allow components to swivel freely.



- 2** Connect **(B) Split Rings** to **(C) Swivel Adapters** and clip each end of **(A) Shoulder Strap** to **(B) Split Rings**.



*Grayed out Thin-Case™ not included.

RPR-INS-GDS-SS1-TC



Safety Precaution

Do not install this product near or over an airbag deployment area or in a location that obstructs the driver's vision or interferes with vehicle operation. National Products, Inc does not assume responsibility or liability for any such personal injury, death or property damage.