

Specifications

Placement

Passenger side floor board,
over seat frame legs

Seat Configuration

Bucket

Construction/Finish

Steel/Black powder coat

Dimensions

(A) 17" (B) 6.18" (C) 1.81"
(Hole Center) 15.125"

Pole or Pedestal

Purchased separately

Weight

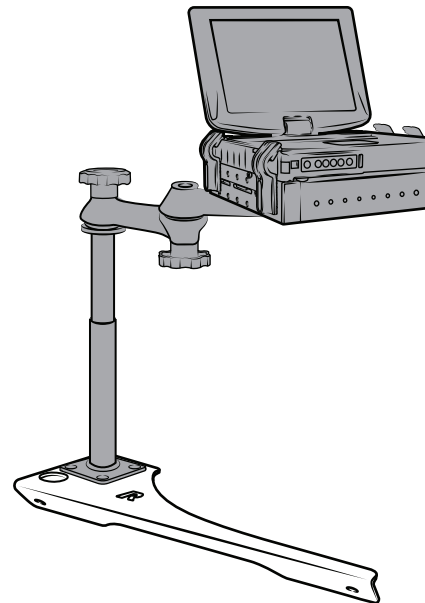
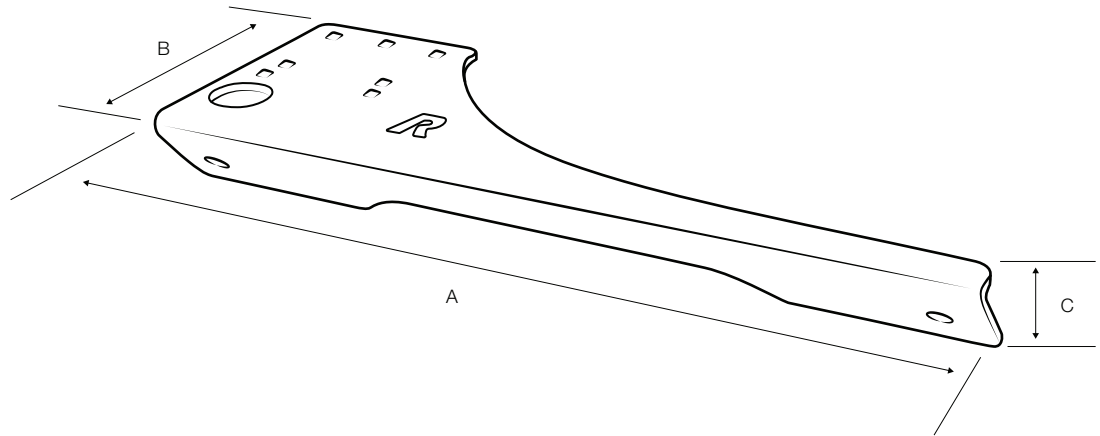
4 lbs.

Tools required for base installation

- Ratchet wrench
- 19mm socket with universal joint extension
- 13/16" socket for seat leg bolt removal

Important Note

Utilizes existing vehicle hardware. Plastic trim may be re-installed once the RAM® No-Drill™ base has been secured into vehicle.



RMR-INS-VB-186

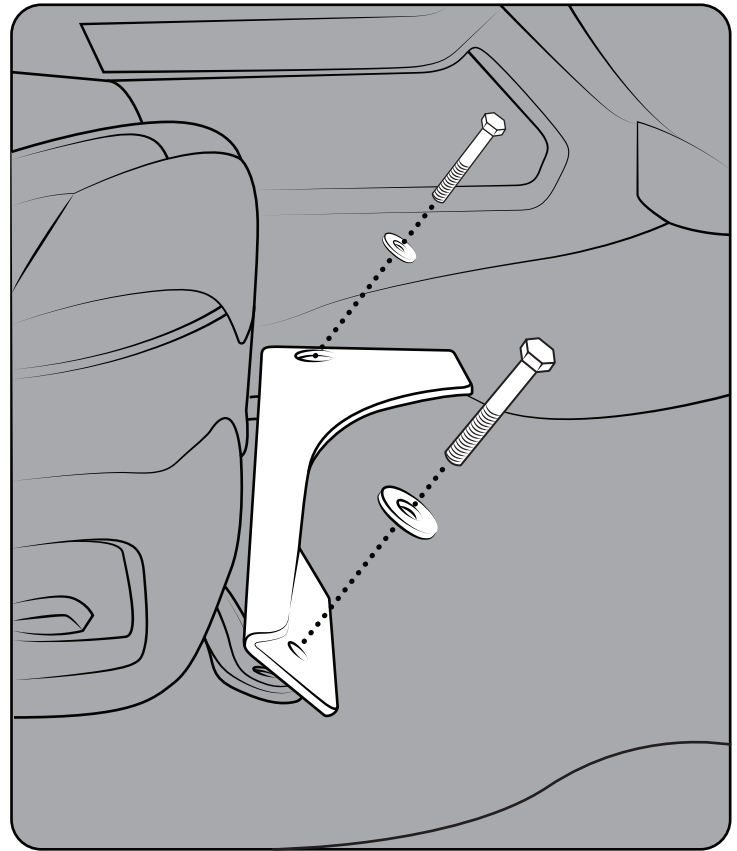


Safety Precaution

Do not install this product near or over an airbag deployment area or in a location that obstructs the driver's vision or interferes with vehicle operation. National Products, Inc does not assume responsibility or liability for any such personal injury, death or property damage.

Installation Instructions

- 1 Move the passenger seat back to its rearmost position and remove the round plastic covers in the seat leg trim to expose the hex bolts holding the front seat legs to the vehicle floor board. A small flat head screw driver works well for this.
- 2 Using a 14mm socket, remove the factory seat leg bolts and store them along with the round plastic covers.
- 3 Place the supplied stand-offs over the exposed holes in the seat frame legs.
- 4 You will need the longer bolts supplied in this kit to complete the installation. Place the flat washer over the bolts and drop them through the holes on either end of the base. Place the base over the stand-offs and align the longer bolts with the threaded hole in the floor board. Begin threading the bolts by hand.
- 5 Using a 17mm socket wrench, fully tighten the bolts to secure the RAM® No-Drill™ base into the vehicle.
- 6 After a week of use, check seat bolts and re-tighten if necessary.



RMR-INS-VB-186



Safety Precaution

Do not install this product near or over an airbag deployment area or in a location that obstructs the driver's vision or interferes with vehicle operation. National Products, Inc does not assume responsibility or liability for any such personal injury, death or property damage.