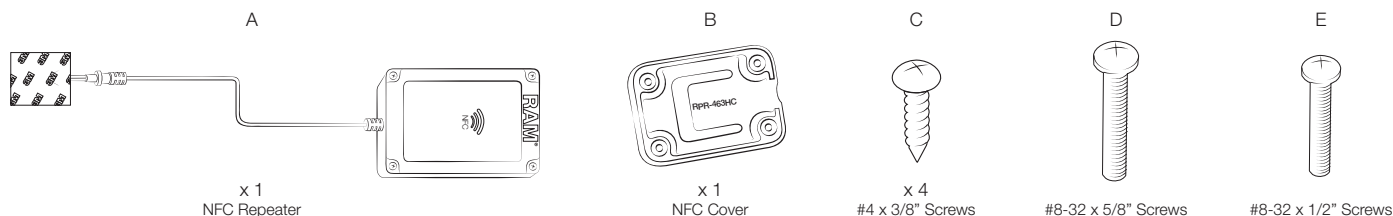


Parts Index

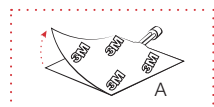
* not to scale

Patent Pending



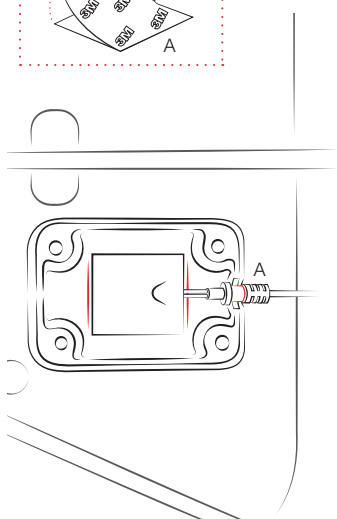
- 1 Locate NFC Repeater connection on the back of your RAM® or GDS® Dock.

Peel film on the small end of the (A) NFC Repeater

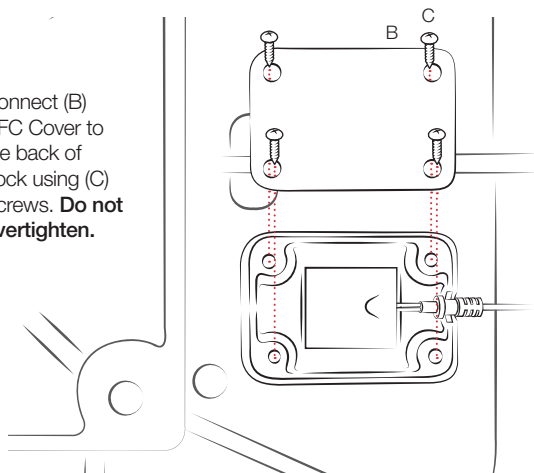


Adhere (A) NFC Repeater to back of dock between the two guide ribs. While holding in place, position the pigtail cable to seat properly over the dock.

Important: Bend wires carefully when positioning pigtail connection. Do not let wires break away from the NFC Repeater.




- 2 Connect (B) NFC Cover to the back of dock using (C) Screws. **Do not overtighten.**

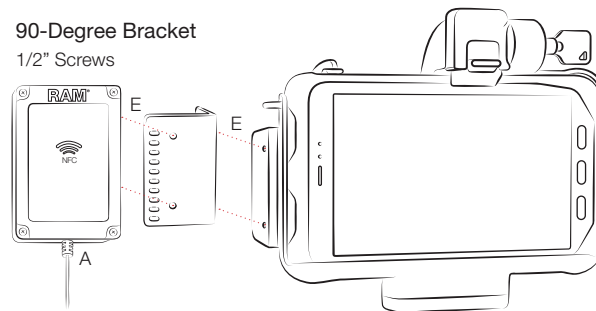


- 3 Use either 5/8" (D) or 1/2" (E) Screws to connect the large end of (A) NFC Repeater using one of the following methods. **Be sure to use the proper screw length when mounting the NFC repeater to avoid damage.**

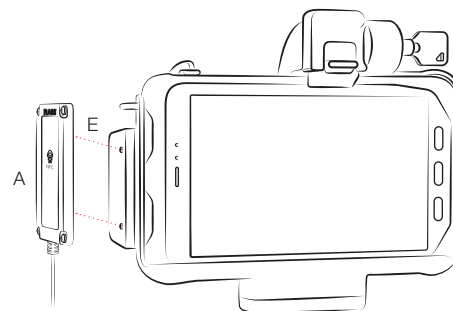
Ball Mount 5/8" Screws



90-Degree Bracket 1/2" Screws



Direct Dock Connection 1/2" Screws



RMR-INS-NFC



Safety Precaution

Do not install this product near or over an airbag deployment area or in a location that obstructs the driver's vision or interferes with vehicle operation. National Products, Inc does not assume responsibility or liability for any such personal injury, death or property damage.