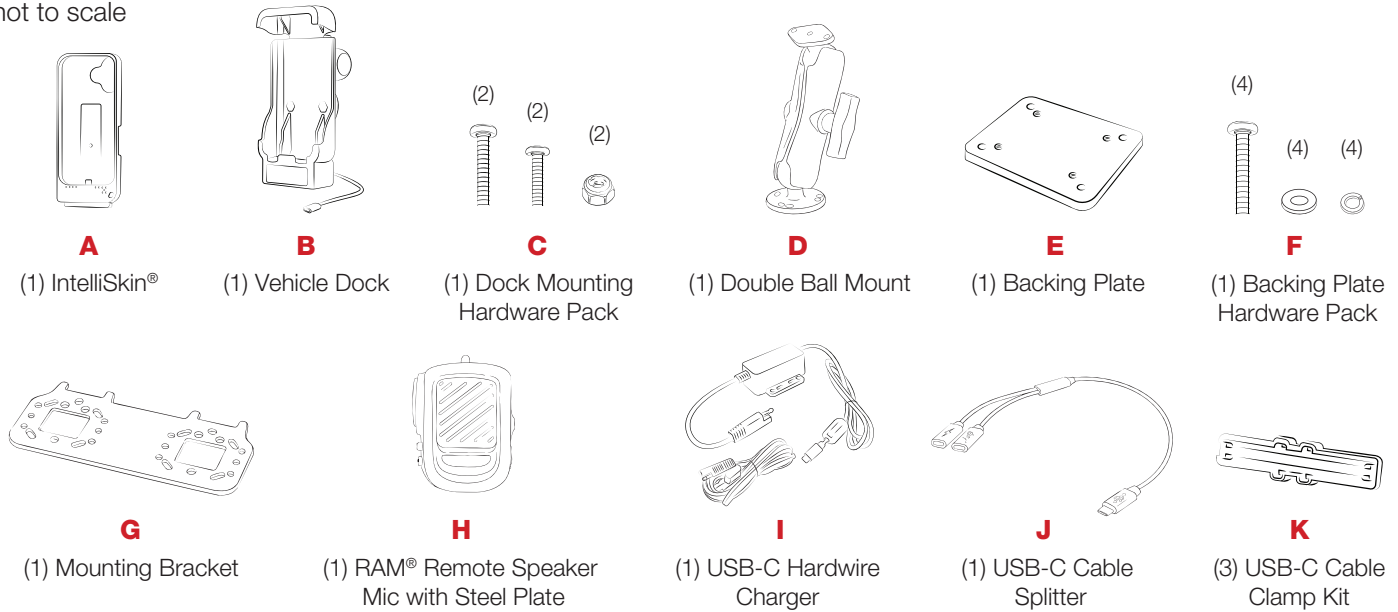


Part Index

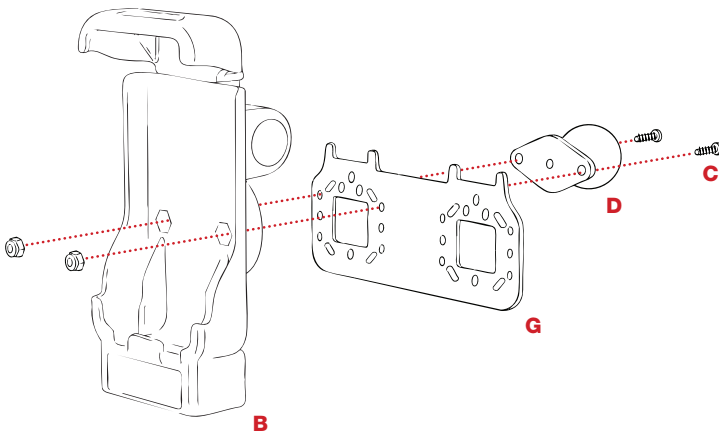
*not to scale

Patented & Pats. Pend.
rammount.com/ip

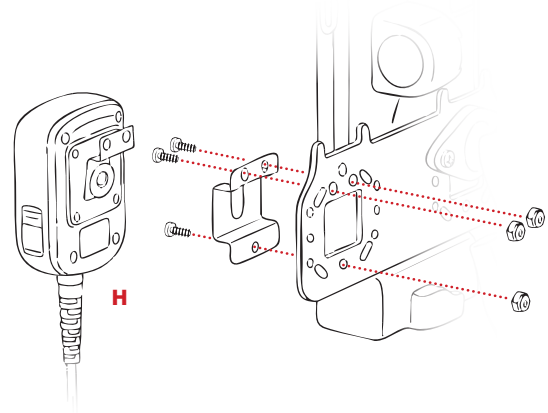


How to Assemble

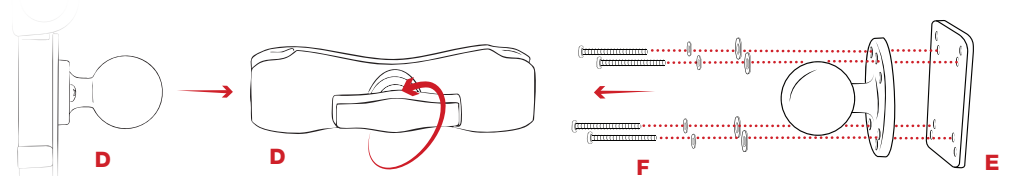
- 1 Assemble **(D) Double Ball Mount** with **(G) Mounting Bracket** and **(B) Vehicle Dock** using the **(C) Dock Mounting Hardware Pack**.



- 3 Connect **(H) Remote Speaker Mic with Steel Plate** to **(G) Mounting Bracket** using the hardware included with the Steel Plate.



- 2 Connect **(D) Double Ball Mount** to **(E) Backing Plate** using **(F) Backing Plate Hardware Pack**.



RMR-INS-GDS-V15-RSM



Safety Precaution

Do not install this product near or over an airbag deployment area or in a location that obstructs the driver's vision or interferes with vehicle operation. National Products, Inc does not assume responsibility or liability for any such personal injury, death or property damage.



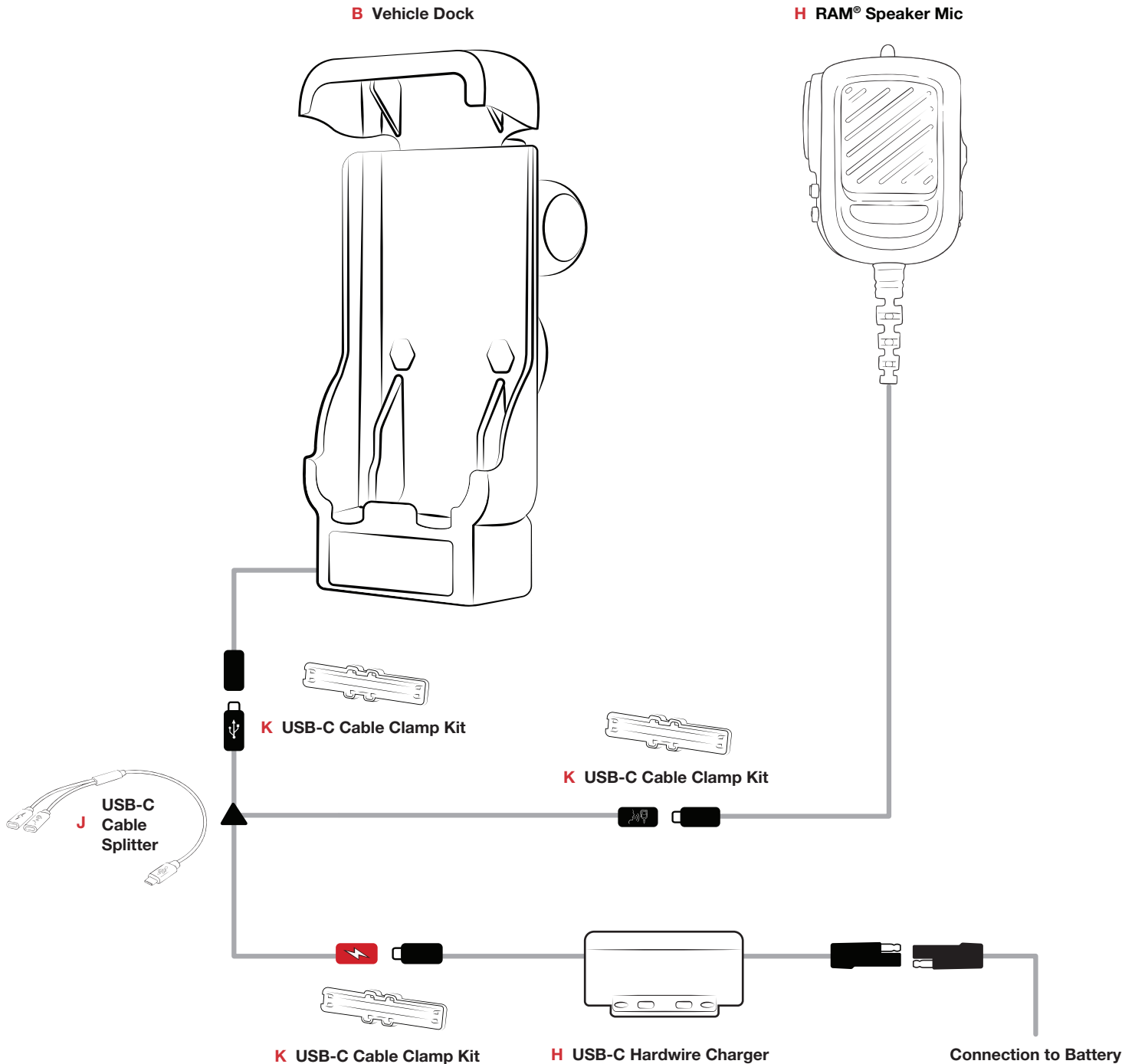
rammount.com
1.800.497.7479
support@rammount.com

GDS® Handheld Vehicle Mount with Remote Speaker Bundle

Assembly Instructions

Wiring & Retention Diagram

Patented & Pats. Pend.
rammount.com/ip



RMR-INS-GDS-V15-RSM



Safety Precaution

Do not install this product near or over an airbag deployment area or in a location that obstructs the driver's vision or interferes with vehicle operation. National Products, Inc does not assume responsibility or liability for any such personal injury, death or property damage.