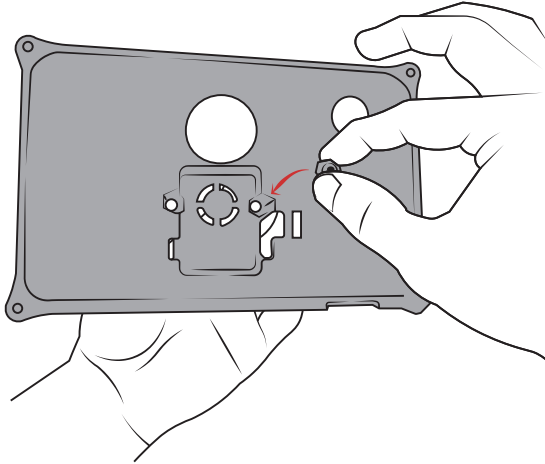
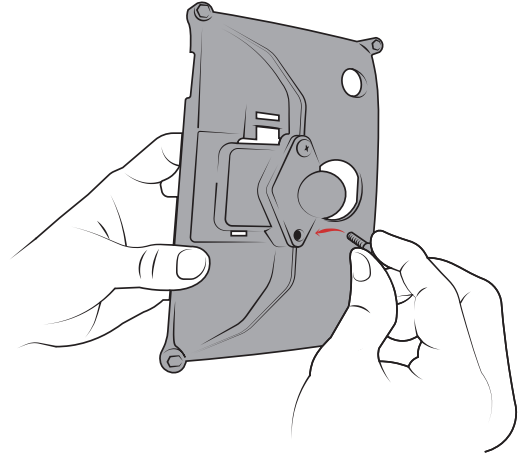


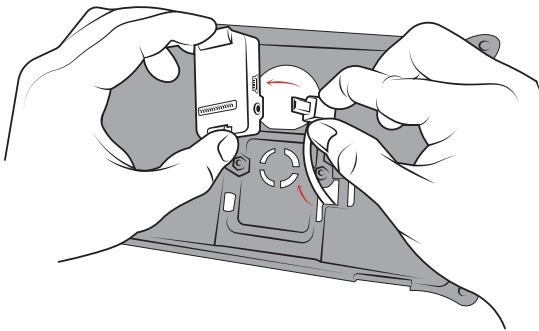
- 1** Place the two larger nuts in the nut pockets inside the back plate of the cradle, nylon side facing up.



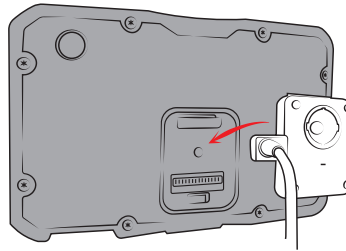
- 2** Attach diamond ball adapter (not included) using the larger bolts included in the hardware packet.



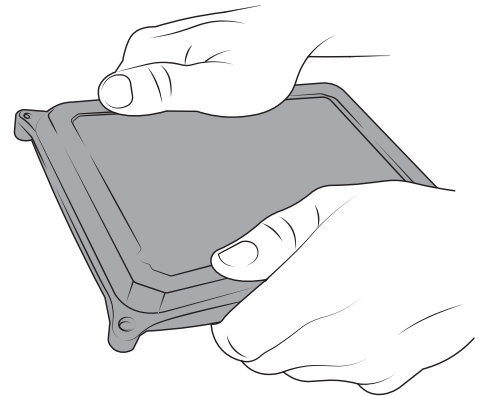
- 3** Feed power cable through the back of the cradle and attach it to the Dezel 770 mount.



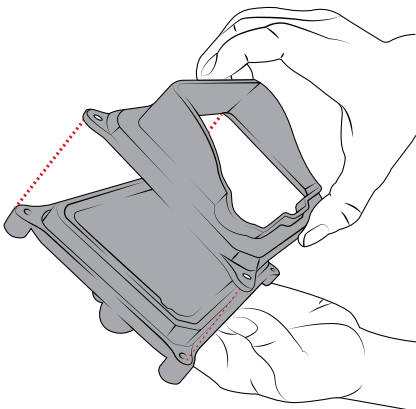
- 4** Attach the Dezel 770 mount with the cable to the back of the device.



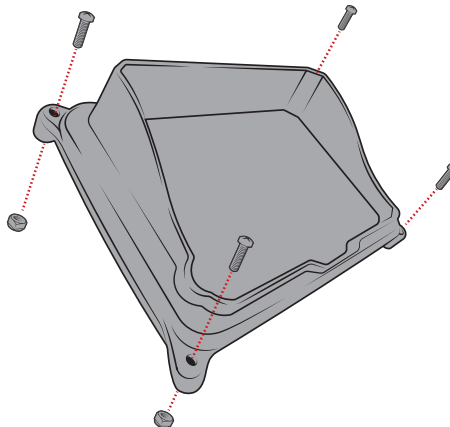
- 5** Gently press the edges of the device into the cradle until you hear a click.



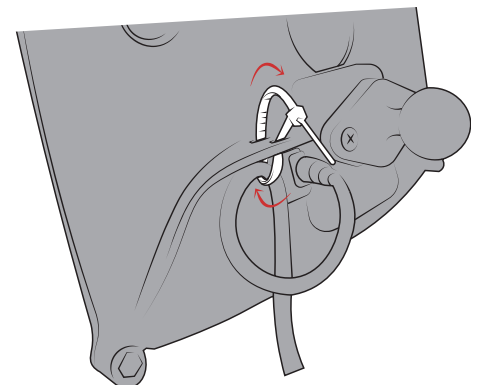
- 6** Place the top frame over the GPS and cradle with the visor side on the top.



- 7** Secure all four corners of the cradle assembly using the smaller screws and nuts.



- 8** (Optional) Feed the strain relief zip-tie through the cradle, around the power cable and back through the cradle.



RMR-INS-GA70L